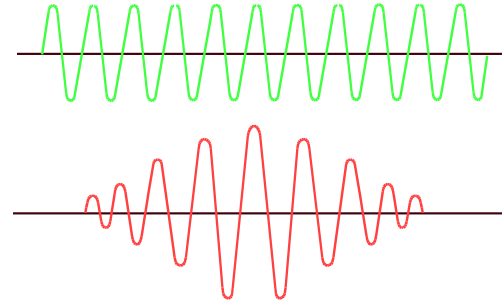


Working On-Line Module 1



People's Resource Center
Barry Glicklich

Housekeeping

- Parking
- Sign-in
- Wash Rooms
- Food & Drink
- Contact Information for Barry:
- Introductions

Course Content


- Introduction
- Web Searching
- Managing your Browser
- Electronic Mail- Introduction
- Communication
- Risks and Responsibilities

Class Format

- Review & Questions
- New Topic Presentation
- Demonstrations
- In-Class Practice
- Questions Encouraged
- Practice to Proficiency

The Internet: What is it

- Network of Networks



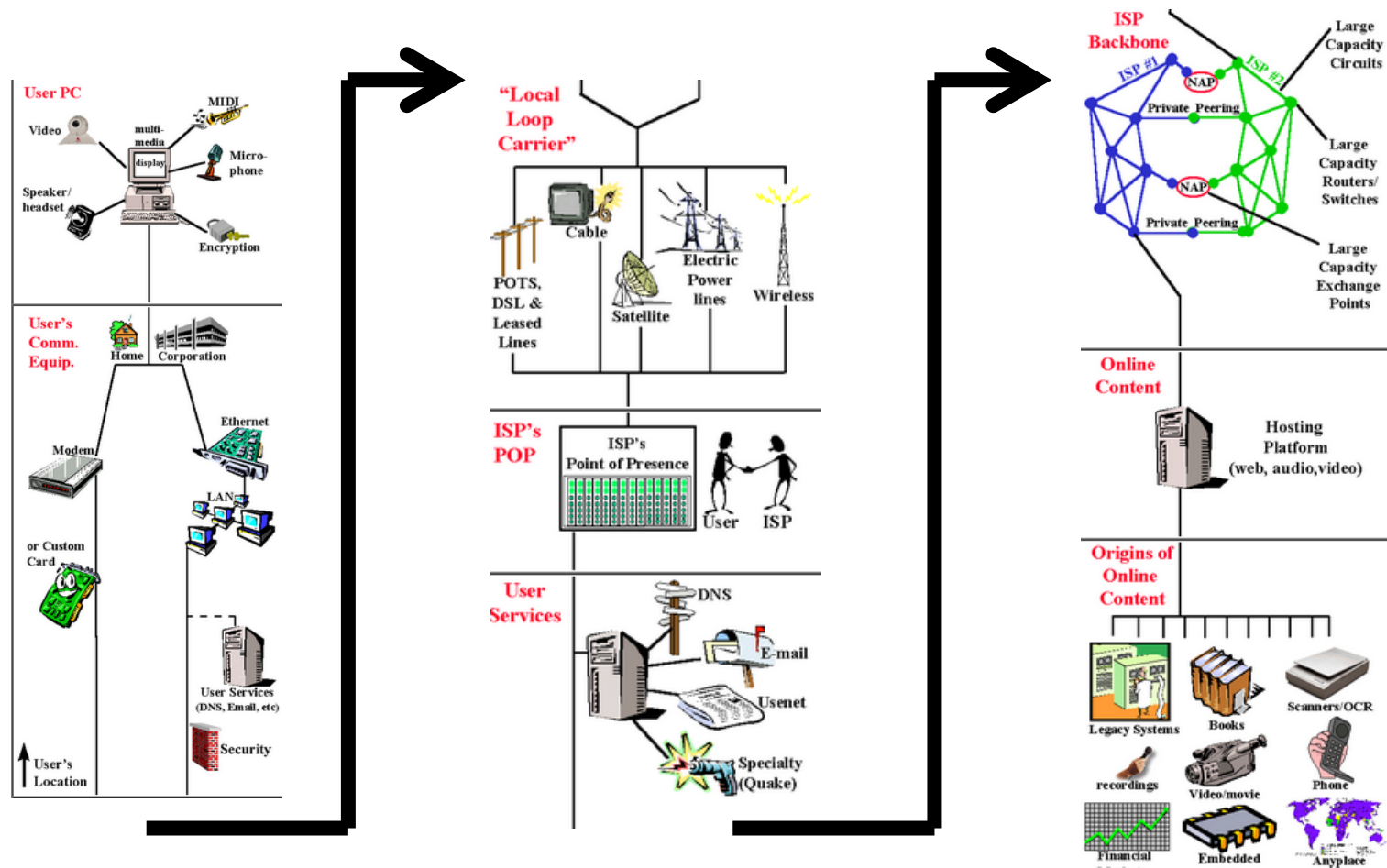
- Intranet vs. Internet
- Protocols: Layers of Alphabet Soup

The Internet: Getting To It

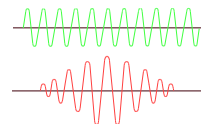
- Computer
- ISP- Internet Service Provider: access to the Internet
- Browser- How you interact with the Internet
- Host Sites- Places you can go
- Content- Things you can do there



The Internet: Getting To It



Working
On-Line
(BG)



Internet Service Provider- Things to Consider

- Service Availability
- Technology (DSL, Cable, Wireless)
- Cost
- Speed
- Reliability

Browser

- Many to Choose From, including:
 - Internet Explorer
 - Firefox
 - Chrome
- Each has different versions (IE8, Firefox 6)
- Mostly all work the same
- Will use IE in this class

Browser Components

- Address Bar
 - Address
 - Navigation Buttons
- Menu Bar
- Tabs
- Page Content
- Status Bar

Exercise

- 1) Open Internet Explorer
- 2) Press **F6** and type **peoplesrc.org** and hit the **<Enter>** key
- 3) Point the cursor to What We Do (without clicking)
- 4) Find and click on Computer Skills
- 5) Find and click on Working On-Line
- 6) Click on Cancel
- 7) Click on the Back button
- 8) Click on the Forward button
- 9) Find Map of the Training Sites, right-click it, and select Open in new Tab
- 10) Click on the Training Sites tab, then the PRC Computer skills tab
- 11) Click on the X beside the Training sites tab to close that tab